

1. Identification / recognition

! LACK OF ENGINE NOISE DOES NOT MEAN VEHICLE IS OFF. SILENT MOVEMENT OR INSTANT RESTART CAPABILITY EXISTS UNTIL VEHICLE IS FULLY SHUT DOWN. WEAR APPROPRIATE PPE.

Charge port




Brand logo



2. Immobilization / stabilization / lifting


Immobilize vehicle:

1. Block wheels and set parking brake;
2. Push the P (park) button to select the P (park) position;




Lifting points:

- Appropriate lifting points;
- High voltage battery;

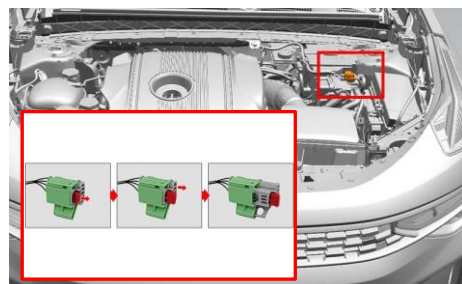


3. Disable direct hazards / safety regulations



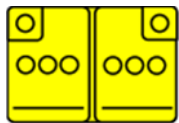
1a. Deactivation of high voltage system , switch off ignition, when the 'Ready' indicator is illuminated



1b. Deactivation of high voltage system, as alternative of 1a



2. Disconnect 12 Volt battery




Safety regulations:




Make sure that the vehicle is immobilized and the propulsion system is deactivated;
 Never touch, cut, or open any orange high voltage power cable or high voltage component;
 In case of a collision with airbag deployment and/or seat belt pretensioner activation, the propulsion system will be disabled. The restraint systems are still active.

4. Access to the occupants

Seat adjustment



Steering column adjustment



Glass types:

- A. Laminated glass.
- B. Tempered glass.



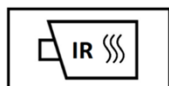
5. Stored energy / liquids / gases / solids

	400V	
	12V	
	R-1234yf 525 g	
	42 L	

6. In case of fire



USE LARGE AMOUNTS OF WATER



BATTERY RE-IGNITION!



When conventional antifreeze/coolant leaks from the battery pack, it can become unstable with risk of thermal runaway. An increasing battery pack temperature might be an indicator of thermal runaway.



7. In case of submersion

- There is no increased risk of electric shock in water resulting from the high voltage system;
- If possible, remove the vehicle from the water and continue with the deactivation procedure for this vehicle (see chapter 3).

8. Towing / transportation / storage

Recovery hook storage



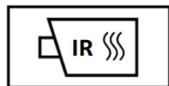
Location front hook



Location rear hook


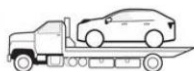


STORE AT SAFE DISTANCE FROM OTHER VEHICLES!




BATTERY RE-IGNITION!

Towing



9. Important additional information

Centre airbag



10. Explanation of pictograms used

	Remove smart key		Flammable
	Warning, Electricity		Hazardous to the human health
	General warning sign		Acute toxicity
	Warning; low temperature		Explosive
	Air-conditioning component		Corrosives
	Hybrid Electric Vehicle on fuel of liquid gr. 2		Use water to extinguish the fire
	Use thermal Infrared camera		Bonnet
			Trunk